

# '75 CHEVY LUV PICKUP



**LASTING**  
**CHEVY**  
**VALUE**

# Chevy's most economical way to haul half a ton.

**Economical to buy. Economical to operate. This versatile Light Utility Vehicle has a 6-foot cargo box and carries 1460 lbs.\* Built tough...like a big truck.**

#### **Peppy overhead cam 4-cylinder engine.**

Here's an overhead cam engine rated at 75 horsepower (SAE net) that can handle loads, highway speeds and even carry a lightweight camper. The cast aluminum cylinder head saves on weight and helps LUV deliver economical gas mileage.

#### **Torsion bar front suspension.**

To help soak up the jolts before they reach you or your cargo, LUV has torsion bar independent front suspension. Standard front stabilizer bar, 1" shock absorbers, 102.4" wheelbase all contribute to LUV's handling and lateral stability.

#### **Leaf-type rear springs.**

Four semi-elliptical, rubber-bushed main leaves make up LUV's rear springs. Two-stage design, including an auxiliary leaf, helps compensate for increased cargo weights.

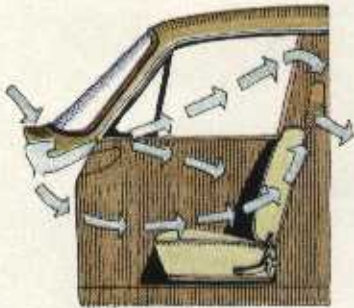


### Four-speed manual transmission.

LUV features a fully synchronized manual four-speed transmission with a floor-mounted shift lever. The clutch housing and transmission case are combined in a single die-cast unit of lightweight aluminum.

### Power brakes standard.

LUV features a self-adjusting dual brake system with tandem master cylinder. Power vacuum assist is standard. Brake area is 148.9 square inches.



### Power flow-through ventilation.

The fan is on whenever the ignition is on—bringing outside air inside. And because it's a flow-through system, you can close the windows completely and stale air still exits through outlets in the upper rear cab panels. Outside air also is provided through individually operated vents at each side of the instrument panel.



### Stowage area behind seat.

Behind the latched backrest there's a stowage area—a good place for tools and packages. A nice LUV feature.

### Crank-down spare tire.

LUV's spare tire is tucked up underneath the cargo box. A convenient crank inserted from the back raises and lowers the spare from its stowed position by a chain and winch.

### All-steel cab.

The all-steel welded cab is bolted to the frame on biscuit-type mounts. They help insulate the cab from noise and vibration.

### Tough frame.

Ladder-type frame features box-section steel side rails with six heavy-duty crossmembers. Ten heavy-gauge welded brackets are used for mounting the pickup box; four more for LUV's cab.


### Easy servicing.

Look under LUV's hood and you'll see how conveniently everything is arranged for ease of service. Most engine components are easily accessible from one side of the vehicle. Coded fuses in a plastic box help simplify servicing. Fiber-reinforced hoses in many critical areas add durability.



### Available options and accessories.

- Rear step bumper
- Rear chromed bumpers
- Decor Package (includes bright belt line moldings, roof drip moldings, windshield moldings, chromed wheel covers)
- Factory-installed air conditioning
- AM or AM /FM pushbutton radio
- 6.00-14/6PR tubeless nylon whitewall tires
- Sliding rear window
- Front bumper guards
- Mud flaps
- Right-hand exterior mirror
- Chromed wheel covers.




**MIKADO**

Luxury Mikado Model Option.

Includes full-width seats upholstered in deluxe fabric, matching door inserts, carpeted floor and door kick panels, leather-like covered three-spoke steering wheel and gearshift knob, automatic-locking retractable seat belts, deluxe dome lamps with door-operated switches, ashtray lamp, dual-note horn and Mikado nameplates on glovebox door and rear fenders.

# Specifications



## Engine

Displacement—110.8 cu. in.  
Bore and Stroke—3.31 x 3.23 in.  
Max HP (SAE)—75 @ 5000  
Max torque (SAE)—88 @ 3000  
Comp. ratio—8.2:1

## Front Suspension

Independent torsion spring  
Stabilizer—Standard  
Shock absorbers—1" diameter

## Rear Suspension

Hypoid, leaf spring  
Axle capacity—3500 lbs.  
Ratio—4.56  
Springs—2-stage  
Shock absorbers—1" diameter

## Brakes

Drum-type  
Master cylinder—Tandem Piston  
Power assist—Standard  
Parking—Cable

## Electrical

12-Volt  
Battery—50-amp  
Alternator—35-amp

## Frame

Ladder-type

## Fuel Tank

13 gallons  
Pump—Electrical

## Steering

Recirculating ball  
Turning diameter—36.2 feet

## Transmission

4-speed  
Type—Fully synchronized

## Tires (5)

6.00-14/C (6PR)  
Type—Tubeless

## Spare tire carrier

Winch/Chain Unit under Box

## Weights

GVW rating—3950 lbs.  
Curb weight—2490 lbs.  
Passenger weight (2)—300 lbs.  
Accessories—80 lbs.  
Net payload—1080 lbs.  
Gross payload\*—1460 lbs

\*Includes driver, passenger, cargo and equipment

## Interior Trim/Exterior Color Combinations

Interior Trim		Exterior Colors					
	Colors	Jasmine Yellow	Strato White	Crimson Red	Palm Green	Horizon Blue	Westway Tan
Standard Interior (Vinyl Bench Seat)	Blue Saddle	•	•	•	•	•	•
Mikado Interior (Deluxe Fabric Bench Seat) (Deluxe Door Trim Panels and Carpet)	Blue Saddle	•	•	•	•	•	•

All illustrations and specifications contained in this literature are based on the latest product information available at the time of publication. The right is reserved to make changes at any time in prices, colors, materials, equipment, specifications and models, and also to discontinue models. Chevrolet does not manufacture all of the special equipment shown installed on the trucks in these pages. However, it is available through many Chevrolet LUV dealers. CHEVROLET MOTOR DIVISION OF GENERAL MOTORS CORPORATION, DETROIT, MICHIGAN 48202. LITHO IN U.S.A.