

**CHEVY IS THE POWER
IN TRUCKS.**

CHEVY LUV

SERIES 12

CHEVY LUV GOES DIESEL. TWO- AND FOUR-WHEEL DRIVE.

The sleek Series 12 Chevy Light Utility Vehicle is good news for the value minded. All two-wheel-drive LUV models sport a 2.2 Liter (136.6 Cu. In.) Diesel engine and a 5-speed manual transmission with overdrive as standard. No points, plugs, carburetor, coil or condenser to fuss with. Plus high diesel mileage ratings. (Series 12 Diesel LUV models are not available in California until May, 1982.)

2WD DIESEL LUV

44
EST.
HWY.

32

EPA
EST.
MPG
(CITY)

Use estimated MPG for comparisons. Your mileage may differ depending on speed, distance, weather. Actual highway mileage lower. Mileage will be less in heavy city traffic.

2WD Diesel LUV with standard 6-ft. cargo box has payloads up to 1185 lbs. The optional 7½-ft. box model carries bigger payloads than some half-ton pickups: up to 1690 lbs., including passengers, equipment and cargo.

Important: A word about this catalog. We have tried to make this catalog as comprehensive and factual as possible and we hope you find it helpful. However, since the time of printing, some of the information you will find here may have been updated. Also, some of the equipment shown or described throughout this catalog are available as factory-installed options, dealer accessories and specialized equipment from various independent suppliers at extra cost. Your dealer has details and, before ordering, you should ask him to bring you up to date. The right is reserved to make changes at any time, without notice, in prices, colors, materials, equipment, specifications and models. Check with your Chevrolet dealer for complete information.

Cover: Chevy 4WD LUV in Metallic Blue with 6-ft. cargo box and optional 4x4 decals.

Included are side window defoggers, concealed cargo-box tie-downs, independent torsion bar suspension and a steering-column "Smart Switch" — a combination wiper, washer, turn indicator and headlight-dimmer switch!

4WD Diesel LUV. LUV's four-wheel-drive model offers you impressive diesel economy. It has the low-maintenance 2.2 Liter Diesel engine and a standard 4-speed manual transmission.

Gas-powered 4WD LUV. LUV also offers a 4WD model with a peppy 1.8 Liter (110.8 Cu. In.) gas engine. Gas or diesel? Your Chevy dealer can help you decide. Either way, you'll enjoy new LUV's world of four-wheeling.

4WD LUV comes with a rugged 6-ft. cargo box and a high 7½" ground clearance on a low-profile body. Going from 2WD to 4WD and vice versa is a simple turn of the manual locking front hubs. An integral transfer case has a separate shift lever to give you a choice of HI and LO 4WD positions. Want

more? You get it in independent front suspension, all-terrain tires, steel shield plates for the lower radiator and transfer case, plus a stone shield for the fuel tank. All standard.



(1971-72-'73 DATA PARTLY ESTIMATED)

A tough record to beat. 94.0% of Chevy Light-, Medium-, Heavy-Duty trucks and commercial vans in the ten most recent years recorded were still on the job. (Based on R. L. Polk & Co. model year registrations through July 1, 1980. 1981 statistics not available at time of printing.)

To obtain EPA fuel economy estimates for Chevrolet light-duty trucks, check the wall poster at your dealer's showroom.



Chevy 2WD Diesel LUV, 7½-ft. cargo box model in Marigold Yellow.



Options.

GM Continuous Protection Plan. An option that offers service protection in addition to that provided by GM's new vehicle limited warranty. Available only in the U.S. and Canada for the 1982 model year. Ask your dealer about this option.

A WORD ABOUT ASSEMBLY, COMPONENTS AND OPTIONAL EQUIPMENT IN THESE CHEVROLET PRODUCTS. The Chevy LUVs described in this catalog are assembled at facilities of Isuzu Motors Limited, Japan. These vehicles incorporate thousands of different components produced by various suppliers to Isuzu. From time to time during the manufacturing process it may be necessary, in order to meet public demand for particular vehicles or equipment, or to meet federally mandated emissions, safety and fuel economy requirements, or for other reasons, to produce LUVs with different components or differently sourced components than initially scheduled. All such components have been approved for use in Chevrolet products and will provide the quality performance associated with the Chevrolet name.

With respect to extra cost optional equipment, make certain you specify the type of equipment you desire on your vehicle when ordering it from your dealer. Some options may be unavailable when your vehicle is built. Your dealer receives advice regarding current availability of options. You may ask your dealer for this information. GM also requests the dealer to advise you if an option you ordered is unavailable. We suggest that you verify that your vehicle includes the optional equipment you ordered or, if there are any changes, that they are acceptable to you.

A WORD ABOUT ENGINES: Chevrolet LUV engines are produced by Isuzu Motors Limited, Japan.



CHEVY IS THE POWER IN TRUCKS.

	2-WHEEL DRIVE	4-WHEEL DRIVE
AIR CONDITIONING	X	X
BELOW EYELINE MIRROR, DUAL	X	X
BUMPER EQUIPMENT	X	X
FRONT GUARDS	X	X
REAR STEP BUMPER	X	X
— PAINTED	X	X
— CHROMED	X	X
EXTERIOR DECOR PACKAGE	X	X
HIGH-BACK BUCKET SEATS (REQUIRES MIKADO)	X	X
MIKADO TRIM OPTION	X	X
POWER STEERING (DIESEL ONLY)	X	X
RADIO — AM PUSH-BUTTON	X	X
— AM FM	X	X
SLIDING REAR WINDOW	X	X
SPORT STRIPE DECALS	X	X
4 x 4 DECALS	X	X

Specifications.

LUV SERIES 12	DIESEL		GASOLINE	
MODELS	(2WD)	(4WD)	(4WD)	(4WD)
WHEELBASE (IN)	104.3 117.9	104.3	104.3	104.3
GVWR (LBS)	3800 4400	4000	3750	3750
CURB WEIGHT (LBS)	2615 2710	2852	2595	2595
GROSS PAYLOAD (LBS)*	1185 1690	1148	1155	1155
ENGINE — TYPE (CODE)	OHC-4 CYL (LQ7)†		OHC-4 CYL (L10)†	
DISPLACEMENT	2.2 LITER (136.6 CU IN)		1.8L (110.8 CU IN)	
NET H.P. (SAE)	58 @ 4300		80 @ 4800	
NET TORQUE (SAE)	93 @ 2200		95 @ 3000	
COMP RATIO	21 TO 1		8.5 TO 1	
ELECTRICAL	590 COLD CRANKING AMPS		275 CCA	
BATTERY 12V	40 AMP		50 AMP	
ALTERNATOR	5-SPEED		4-SPEED	
TRANSMISSION	10.16" ROTOR		10.16" ROTOR	
STANDARD	10" DIAMETER		10" DIAMETER	
BRAKES	POWER ASSIST		POWER ASSIST	
FRONT DISC	INDEPENDENT FRONT TORSION BAR		FRONT TORSION BAR	
REAR DRUM	STANDARD		STANDARD	
BOOSTER	1" DIA		1" DIA	
FRONT SUSPENSION — TYPE	HYPOID, LEAF SPRINGS		HYPOID, LEAF SPRINGS	
STABILIZER BAR	3500		3500	
SHOCK ABSORBERS	3.73		4.10	
REAR SUSPENSION — TYPE	1" DIA		1" DIA	
AXLE CAPACITY (LBS)	13.2 19.1 GAL		13.2 GAL	
AXLE RATIO — MANUAL	RECIRCULATING BALL		RECIRCULATING BALL	
SHOCK ABSORBERS	13.2 GAL		13.2 GAL	
FUEL TANK NOMINAL CAPACITY	14" x 5"		14" x 5"	
STEERING	LADDER TYPE		LADDER TYPE	
TURNING DIAMETER (FT) (WALL-TO-WALL)	36.7		37.4	
104.3" WHEELBASE	40.7		—	
117.9" WHEELBASE	(5) E78-14B W/LETTERED		(5) E70-14B W/LETTERED	
TIRES	14" x 5"		14" x 5.5"	
WHEELS	—		—	
FRAME	—		—	

*INCLUDES OCCUPANTS, EQUIPMENT AND CARGO
†PRODUCED BY ISUZU MOTORS LIMITED, JAPAN

LITHO IN U.S.A.

AUGUST, 1981 4098







Optional Mikado interior. Includes luxurious Mikado cloth/vinyl seat trim in Blue or Red with wall-to-wall carpeting, deluxe steering wheel, leather-grained-vinyl gearshift knob and more.








Standard interior. The LUV is attractively trimmed in Blue or Saddle with color-keyed vinyl bench seat, molded floor mats, embossed door trim panels and much more.

Standard vinyl trim.

BLUE  **SADDLE**  **BLU**  **RED** 

Exterior Colors.

Frost White  **Midnight Black**  **Metallic Silver**  **Scarlet Red**  **Metallic Blue**  **Marigold Yellow** 